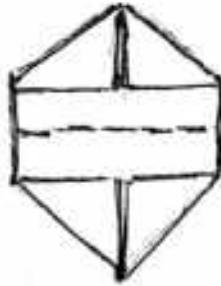
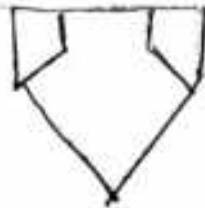


The Frog Puppet


1. Take an 8" by 11" piece of paper and fold each corner down.



2. Fold the paper in half. 3. Fold in 1" on each side. 4. Push the sides in to make frog talk.



5. Fold an 8" by 11" paper in half and draw two 2 1/2" semicircles on the fold.



6. Cut out and open up the circle.



7. Color in the eyes.



8. Cut slit and cross the 2 halves making the base for the eye. 9. Glue eyes on top of frog.

